ISAIND
ADVANCED IMAGING

ISAIND Fluoro

Imaging, review and documentation.

Fluoroscopy software for C-arm systems with a GigE camera.
Interface and documents in Spanish and English.

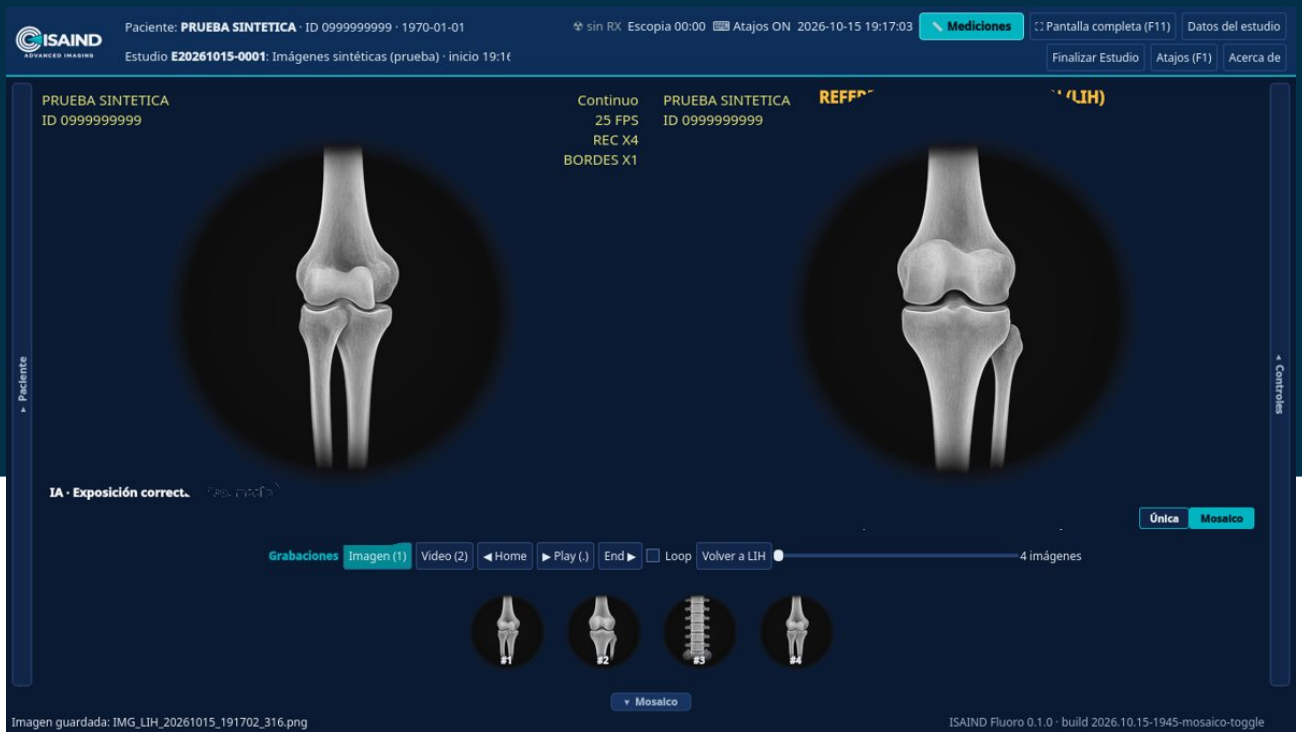

Actual app capture · Synthetic demonstration images

01

Acquire & review

Live view and last image hold (LIH), image mosaic, image capture and cine recordings.

02

Measure & document

Distances, angles, ROI and annotations. PDF reports with selected images and captions.

03

Connect your workflow

PACS / DICOM configured per site. ISAIND Remote over LAN and optional MEGA backup.

From the image to the study file.

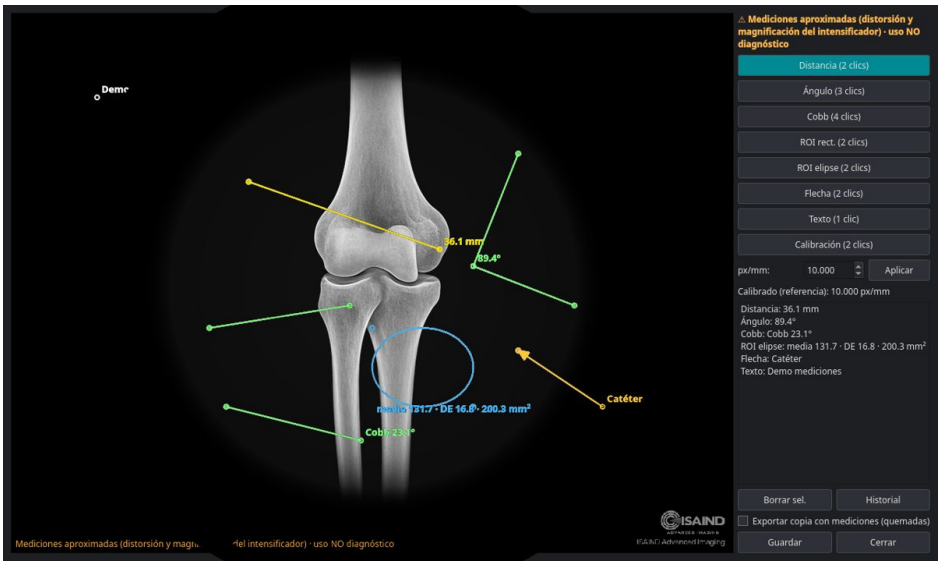

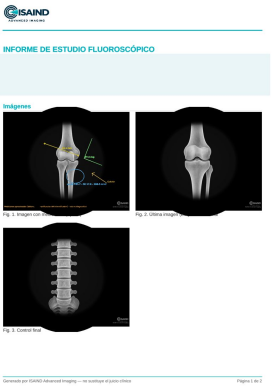

Sample PDF: demo fields hidden

Actual app captures · Synthetic data · Approximate measurements.

PACS / DICOM

C-STORE, worklist (MWL), query and retrieval. Connection requires site configuration and verification with the institution's PACS.

MEGA backup · optional

Licensed module, off by default. Encrypted backups in the background. Requires the client's own MEGA account and plan.

ISAIND Remote

QR pairing, controls and read-only study viewer on the local network. Enabled by technical service. Never controls X-ray emission.

Operation & language

Operator / kiosk mode with auto-start. Local study archive and search. Spanish and English in the interface and generated documents.

Request a technical demonstration

isaind.com · info@isaind.com

WhatsApp +593 98 998 5755 · Guayaquil, Ecuador

Measurements are approximate. MEGA requires a data-protection review. Compatibility and installation scope must be verified per site.